









WOMEN

RK	NAME	COUNTRY								
1	FLYNN Gabriella	 CANADA								TOTAL 26,100
			TOTAL	#	E	D	- P DIFF	- P		
			ROUTINE 2	2	18,700	7,600		0,200		
2	SJOEBERG Lina	 SWEDEN								TOTAL 26,000
			TOTAL	#	E	D	- P DIFF	- P		
			ROUTINE 2	2	18,400	7,600				
3	NOBUHARA Shelby	 USA								TOTAL 25,500
			TOTAL	#	E	D	- P DIFF	- P		
			ROUTINE 2	2	18,500	7,600		0,600		
4	RODRIGUEZ Melania	 SPAIN								TOTAL 25,000
			TOTAL	#	E	D	- P DIFF	- P		
			ROUTINE 2	2	16,700	8,500		0,200		
5	VAN NATTA Tristan	 USA								TOTAL 25,100
			TOTAL	#	E	D	- P DIFF	- P		
			ROUTINE 1	2	18,900	6,400		0,200		
6	PHANEUF Zoe	 CANADA								TOTAL 23,800
			TOTAL	#	E	D	- P DIFF	- P		
			ROUTINE 1	2	18,200	6,400		0,800		
7	QUINDEL Antonia	 GERMANY								TOTAL 23,600
			TOTAL	#	E	D	- P DIFF	- P		
			ROUTINE 1	2	18,600	5,600		0,600		
8	HEINRICH Anastasia	 GERMANY								TOTAL 23,300
			TOTAL	#	E	D	- P DIFF	- P		
			ROUTINE 1	2	18,300	5,200		0,200		